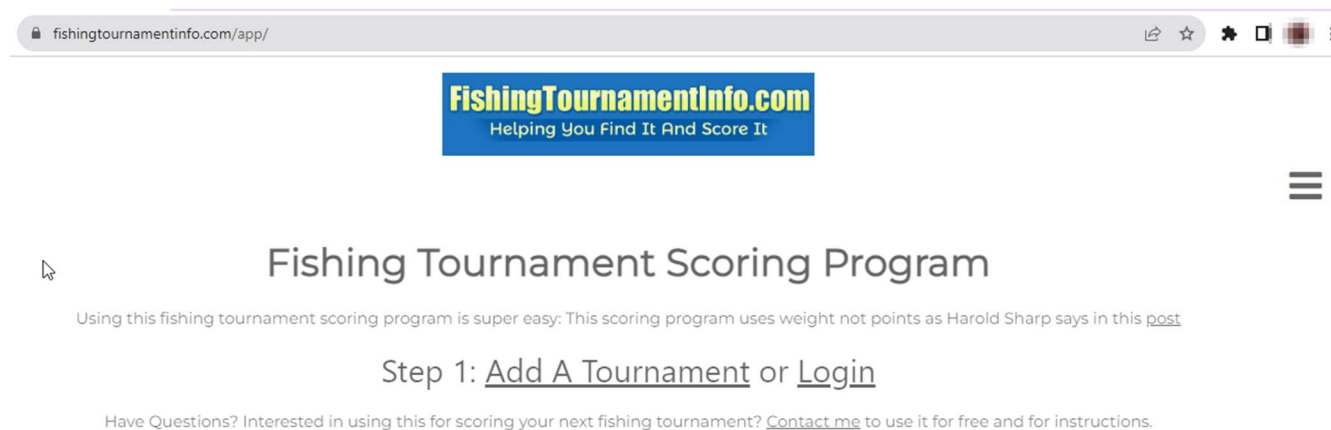


As of 11/11/2023 this is the way to use the FTI FishingTournament Program.

This program allows you to enter your tournament, enter your contestants, enter the fish they weighed in, and finally submit and view the placing (scoring) results so the contestants can brag about how well they did, and everyone can see the results!



If you have not registered in the system yet click “[Add A Tournament](#)” otherwise click “[Login](#)”.

When you click “[Add A Tournament](#)” you’ll see this:

A screenshot of the 'Tournament Entry' form. The form is titled 'Tournament Entry:' and contains two input fields: 'Your Email Address:' with the placeholder 'email@address.com' and 'Your Password:' with the placeholder 'enter-your-password-here'. Below these fields is an 'enter' button. The form is set against a light gray background.

On this screen you will essentially, register in the system, and then you can enter a tournament.

After you click the “enter” button, you’ll see:

Next,  
you may

fishingtournamentinfo.com/app/step-1-add-a-tournament.php

**FishingTournamentInfo.com**  
Helping You Find It And Score It

Click the 'Login' text, next (below), to finish setting up your tournament.

Login  
Username: email@address.com  
Password: enter-your-password-here

**Tournament Entry:**  
Your Email Address:  
Your Password:  
enter

encounter this screen which is just fine, just click the “login” button:

fishingtournamentinfo.com/app/step-1-add-a-tournament.php

**FishingTournamentInfo.com**  
Helping You Find It And Score It

You are already in the database, you can't register again

Login

Then you can just login by entering your “Email Address” and “Your Password”:

fishingtournamentinfo.com/app/step-1-add-a-tournament.php

**FishingTournamentInfo.com**  
Helping You Find It And Score It

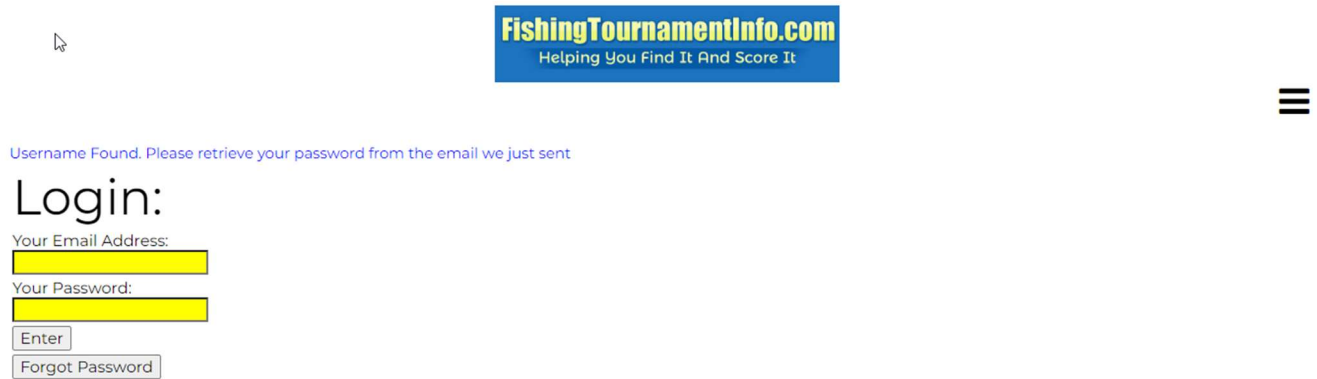
You are already in the database, you can't register again

Login

Login:

Your Email Address:  
email@address.com  
Your Password:  
enter-your-password-he  
Enter  
Forgot Password

If you happen to forget your password, click the [“Forgot Password”](#) button.




The screenshot shows the top of a web page for FishingTournamentInfo.com. At the top center is a blue banner with the text 'FishingTournamentInfo.com' in yellow and 'Helping You Find It And Score It' in white below it. To the right of the banner is a hamburger menu icon (three horizontal lines). Below the banner, a message in blue text reads: 'Username Found. Please retrieve your password from the email we just sent'. Below this message is the heading 'Login:'. Under the heading are two yellow input fields. The first field is labeled 'Your Email Address:' and the second is labeled 'Your Password:'. Below the password field are two buttons: 'Enter' and 'Forgot Password'.

Just enter “Your Email Address” and click the “Forgot Password” button.

If you are already registered in the system, you’ll get the “Username Found. Please retrieve your password from the email we just sent.”

Then just enter in “Your Email Address” and “Your Password” and click the “Enter” button so you can login.

If you know your username and password just click the login button.



## Fishing Tournament Scoring Program

Using this fishing tournament scoring program is super easy; This scoring program uses weight not points as Harold Sharp says in this [post](#)

Step 1: [Add A Tournament](#) or [Login](#)

Have Questions? Interested in using this for scoring your next fishing tournament? [Contact me](#) to use it for free and for instructions.

Just enter your email address and password and click “Enter”



### Login:

Your Email Address:

Your Password:

Then you’ll see all of the fishing tournaments that belong to your login:



### Fishing Tournaments

Records:

Type to Search

Tournament Name	Tournament Date	Fish Categories	Contest Type	Edit Contestant	Edit Weighin	Update Tournament	Delete Tournament
Records not found!							

# Tournament Information

FishingTournamentInfo.com  
Helping You Find It And Score It

Fishing Tournaments

Records:

Type to Search

Tournament Name

Tournament Date

Fish Categories

Contest Type

Edit Contestant

Edit Weighin

Update Tournament

Delete Tournament

Records not found!

Click to add a new tournament

Add New Tournament

Enter the simple 4 pieces of information:

Add New Tournament Record

Tournament Name

Enter the name for this tournament

Tournament Date

Enter a tournament date

Tournament Type

select the type of tournament this is: "Individual" or "Team"

Fish Count

select how many fish you are scoring at this tournament,

Cancel

Add Tournament

Here is a sample entry of a tournament:

Add New Tournament Record

Tournament Name

Tourney Catch Fish

Tournament Date

05/15/2024

Tournament Type

Individual

Fish Count

2

Click "Add Tournament" when you are done.

Cancel

Add Tournament

After you click “Add Tournament” the window will close and your tournament will show up in the grid, like below:

FishingTournamentInfo.com

Helping You Find It And Score It

Fishing Tournaments

Add New Tournament

Records:

Type to Search Search for tournament nam

Tournament Name	Tournament Date	Fish Categories	Contest Type	Edit Contestant	Edit Weighin	Update Tournament	Delete Tournament
Tourney Catch Fish (1)	2024-05-15	2	Individual	Click Here	Edit Weighin	Update Tournament	Delete Tournament

Now click the “Update Tournament” button, to update the tournament details, and to administer the tournament scoring.

Update Tournament

make sure you click this button AFTER you save the information below.

Set Up Tournament Scoring

Tournament ID

1

Tournament Name

Tourny Catch Fish

modify the tournament name here

Tournament Date

2024-05-15

modify the tournament date here

Tournament Type

Individual

modify the tournament type (Individual or Team) here

Fish Count

2

modify the number of fish you'll score in your tournament here

Fish 1 Place Scoring

1

for fish 1 in your tournament, you'll score this number of places.

Fish 2 Place Scoring

1

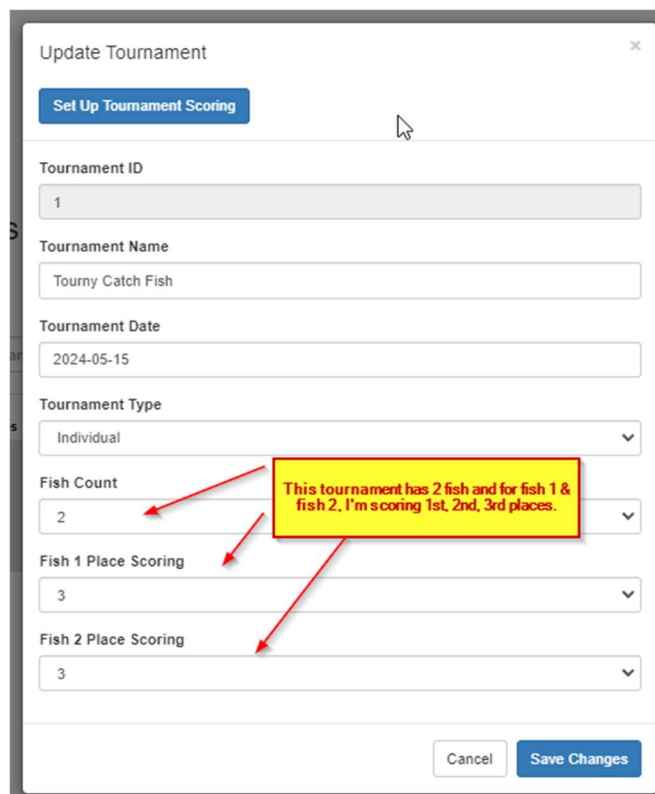
for fish 2 in your tournament, you'll score this number of places.

Cancel

Save Changes

Currently you can score 9 places for 3 fish (ie. **Fish 1** – 1<sup>st</sup> place, 2<sup>nd</sup> place, 3<sup>rd</sup> place ... 9<sup>th</sup> place. **Fish 2** – 1<sup>st</sup> place, 2<sup>nd</sup> place, 3<sup>rd</sup> place ... 9<sup>th</sup> place, **Fish 3** – 1<sup>st</sup> place, 2<sup>nd</sup> place, 3<sup>rd</sup> place ... 9<sup>th</sup> place).

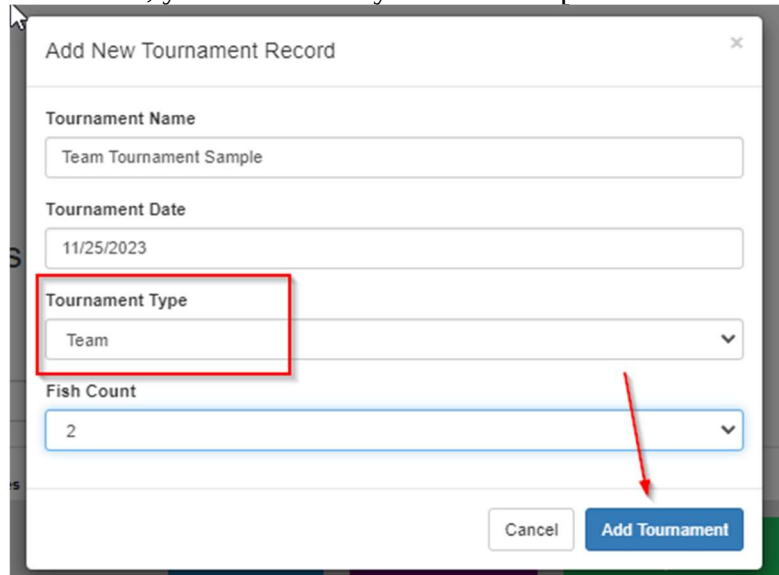
Click the **“Set Up Tournament Scoring”** button after making your tournament updates and clicking “Save Changes”. **This will enable you to have a proper placing results print out and the end of the tournament.**



The screenshot shows the 'Update Tournament' form. At the top, there is a blue button labeled 'Set Up Tournament Scoring'. Below it are input fields for 'Tournament ID' (value: 1), 'Tournament Name' (value: Tourny Catch Fish), and 'Tournament Date' (value: 2024-05-15). The 'Tournament Type' dropdown is set to 'Individual'. The 'Fish Count' dropdown is set to 2. Below this, there are two dropdowns for 'Fish 1 Place Scoring' and 'Fish 2 Place Scoring', both set to 3. A yellow callout box with red arrows pointing to the 'Fish Count' and the two place scoring dropdowns contains the text: 'This tournament has 2 fish and for fish 1 & fish 2, I'm scoring 1st, 2nd, 3rd places.' At the bottom right are 'Cancel' and 'Save Changes' buttons.

### Team Tournament Setup

For a team, you will basically do all the steps above but select “Team” in **Tournament Type**



The screenshot shows the 'Add New Tournament Record' form. It has input fields for 'Tournament Name' (value: Team Tournament Sample) and 'Tournament Date' (value: 11/25/2023). The 'Tournament Type' dropdown is highlighted with a red box and set to 'Team'. Below it, the 'Fish Count' dropdown is set to 2. At the bottom right are 'Cancel' and 'Add Tournament' buttons. A red arrow points from the 'Fish Count' dropdown to the 'Add Tournament' button.

Then set up the scoring for the tournament. Since there are 2 fish, select how many places you will be scoring for each fish. Follow the following example and then click the “Save” button:



The screenshot shows the 'Update Tournament' form with the following fields and annotations:

- Set Up Tournament Scoring** button (top left)
- Tournament ID**: 2
- Tournament Name**: Team Tournament Sample
- Tournament Date**: 2023-11-25
- Tournament Type**: Team (dropdown)
- Fish Count**: 2 (dropdown) - Annotation: "my tournament has 2 fish" with an arrow pointing to the dropdown.
- Fish 1 Place Scoring**: 2 (dropdown) - Annotation: "I want to score 2 places for fish 1" with an arrow pointing to the dropdown.
- Fish 2 Place Scoring**: 2 (dropdown) - Annotation: "I want to score 2 places for fish 2" with an arrow pointing to the dropdown.
- Buttons**: Cancel and Save Changes (bottom right) - An arrow points to the "Save Changes" button.

...Then go back into the form and click the “Set Up Tournament Scoring” button.

This screenshot shows the 'Update Tournament' form with the 'Set Up Tournament Scoring' button highlighted by a red arrow.

## Contestants Information

### Individual Tournament

Now it's time to add contestants to your tournament. Click the blue “Click Here” button.






## Fishing Tournaments

Records:

Type to Search

Tournament Name	Tournament Date	Fish Categories	Contest Type	Edit Contestant	Edit Weighin	Update Tournament	Delete Tournament
Tourmy Catch Fish (1)	2024-05-15	2	Individual	<a href="#">Click Here</a>	<a href="#">Edit Weighin</a>	<a href="#">Update Tournament</a>	<a href="#">Delete Tournament</a>

Click the “Add New Contestant(s)” button


## Contestants For Tournament: Tourny Catch Fish

Records:

Type to Search

Tournament ID	Contestant ID	Contestant First Name	Contestant Last Name	Amount Paid	Team	Comments	Action
Records not found!							

Now we have 3 fisher people in our new tournament:



## Contestants For Tournament: Tourny Catch Fish

Records:

Type to Search

Tournament ID	Contestant ID	Contestant First Name	Contestant Last Name	Amount Paid	Team	Comments	Action
1	1	Fisher1	Taylor1	\$0			<input type="button" value="Update"/> <input type="button" value="Delete"/>
1	2	Fisher2	Schneider2	\$0			<input type="button" value="Update"/> <input type="button" value="Delete"/>
1	3	Fisher3	Jones	\$0			<input type="button" value="Update"/> <input type="button" value="Delete"/>

You can update the contestant by clicking the green “Update” button.

If the contestant paid some money to fish in the tournament, you can enter it in the “Amount Paid” text box.

If your tournament is for teams of fisher people, you can enter the team name in the “Team” text box

If you have any comments for a particular contestant, enter it in the “Comments” text box.

### Team Contestants



Helping You Find It And Score It

Contestants For Tournament: [Team Tournament Sample](#)

[Back](#) [Add New Contestant\(s\)](#)

Records:

Type to Search

Tournament ID	Contestant ID	Contestant First Name	Contestant Last Name	Amount Paid	Team	Comments	Action
2	4	Jake	McSwain	\$5	Team 1		<a href="#">Update</a> <a href="#">Delete</a>
2	5	Jenney	Craiger	\$3	Team 1		<a href="#">Update</a> <a href="#">Delete</a>
2	6	Bart	Simpleton	\$5	Team 2		<a href="#">Update</a> <a href="#">Delete</a>
2	7	Penelope	Piner	\$2	Team 2		<a href="#">Update</a> <a href="#">Delete</a>

For a team fishing tournament, you will need to add your contestants to a team.

### Weighin Information

Now that you have a tournament setup and contestants, it's time to start fishing and then enter the fishing data so you can score it. Click the purple “Edit Weighin” button.



Helping You Find It And Score It

Fishing Tournaments

[Add New Tournament](#)

Records:

Type to Search

Tournament Name	Tournament Date	Fish Categories	Contest Type	Edit Contestant	Edit Weighin	Update Tournament	Delete Tournament
Tourney Catch Fish (1)	2024-05-15	2	Individual	<a href="#">Click Here</a>	<a href="#">Edit Weighin</a>	<a href="#">Update Tournament</a>	<a href="#">Delete Tournament</a>

Start entering the weighin information by clicking the green “Add New Weighin” button.

## Weighin For Tournament: Tourny Catch Fish

[Back](#)

[Add New Weighin](#)

Records:

Ready to score your weighin entries?

Type to Search For Contestant:

[Submit Entries \(Individual\)](#)  
[Submit Entries \(Team\)](#)  
[Backup Entries](#)

ID	Tournament ID	Contestant Name	Team	Fish Category	Weight	Weighin Sequence	Edit Weighin	Delete Weighin
Records not found!								

### Add New Weighin

Contestant

these are the contestants you taking part in this tournament

Fish Weight Sequence In case there is a tie, this will tell who weighed their fish in first

[Cancel](#)

[Add Weighin](#)

### Add New Weighin

Contestant

Fish Type (which fish are you making this score for?)

this is the weight for fish 1 (select 2 for fish 2, etc)

Fish Weight

Enter the fish's weight from the scale here (like 1 or 1.6)

Fish Weight Sequence In case there is a tie, this will tell who weighed their fish in first

In case 2 or more fish have the same weight, you can enter who came first here. Otherwise leave it as 1. (Purpose is to help break ties)

Click when done.

[Cancel](#)

[Add Weighin](#)

# Team Weighin

Weighin For Tournament: [Team Tournament Sample](#)

[Back](#) [Add New Weighin](#)

Records:

Type to Search For Contestant:

Ready to score your weighin entries?

Submit Entries (Individual)

Submit Entries (Team) **1**

Backup Entries

**2**

You will be scoring a team so make sure you click this button.

Remember to enter a fish weight for each of the contestants on your team!

ID	Tournament ID	Contestant Name	Team	Fish Category	Weight	Weighin Sequence	Edit Weighin	Delete Weighin
7	2	Jeremy Crager	Team 1	1	1.2	1	<a href="#">Update Weighin</a>	<a href="#">Delete Weighin</a>
8	2	Jake McSwain	Team 1	1	2	1	<a href="#">Update Weighin</a>	<a href="#">Delete Weighin</a>
9	2	Penelope Piner	Team 2	1	2.3	1	<a href="#">Update Weighin</a>	<a href="#">Delete Weighin</a>
10	2	Bart Simpkins	Team 2	1	1.8	1	<a href="#">Update Weighin</a>	<a href="#">Delete Weighin</a>

# Submit Entries



Weighin For Tournament: [Tourny Catch Fish](#)

[Back](#) [Add New Weighin](#)

Records:

Type to Search For Contestant:

Ready to score your weighin entries?

Submit Entries (Individual)

Submit Entries (Team)

Backup Entries

**After entering all weights, click "Backup Entries"**

ID	Tournament ID	Contestant Name	Team	Fish Category	Weight	Weighin Sequence	Edit Weighin	Delete Weighin
6	1	Fisher1 Taylor1		2	1.1	1	<a href="#">Update Weighin</a>	<a href="#">Delete Weighin</a>
5	1	Fisher2 Schneider2		2	3	1	<a href="#">Update Weighin</a>	<a href="#">Delete Weighin</a>
4	1	Fisher3 Jones		2	5	1	<a href="#">Update Weighin</a>	<a href="#">Delete Weighin</a>

## Weighin For Tournament: Tourny Catch Fish

[Back](#)

[Add New Weighin](#)

Records:

Type to Search For Contestant:

Ready to score your weighin entries?

[Submit Entries \(Individual\)](#)  
[Submit Entries \(Individual\)](#)  
[Submit Entries \(Team\)](#)  
[Backup Entries](#)

1. Click "Submit Entries (Individual)"

2. Finally click this link to make any corrections and then see your results.

ID	Tournament ID	Contestant Name	Team	Fish Category	Weight	Weighin Sequence	Edit Weighin	Delete Weighin
6	1	Fisher1 Taylor!		2	1.1	1	<a href="#">Update Weighin</a>	<a href="#">Delete Weighin</a>

When you submit entries, the program checks if there are any ties for you to fix.

tl\_tournament\_type= Individual  
Deleted old records  
Check if there are any ties!  
No Ties!

click for the "placing results"

[Fishing Tournament Weigh In Report \(Winners Report\)](#)

[Back To Tournament](#)

## Team Submit Entries

[Back](#)

Records:

Type to Search For Contestant:

Ready to score your weighin entries?

[Submit Entries \(Individual\)](#)  
[Submit Entries \(Team\)](#)  
[Submit Entries \(Team\)](#)  
[Backup Entries](#)

2. Click to Submit Entries (Team)

1. Make a backup first.

You'll see much the same screen as on the individual tournament:

tl\_tournament\_type= Team  
del\_aggregate\_result\_team: 1  
Continue Team...

Deleted old records  
Check if there are any ties!  
No Ties!

There are no rows for this tournament in tblFishingWinners. [Fishing Tournament Weigh In Report \(Winners Report\)](#)

[Back To Tournament](#)

If not, you can go to the Placing Results (Winners Report)

Placing Results

These are the placing results for the Individual Tournament

Tournament Placing Results For - Tourny Catch Fish		
Fish 1		
Placing	Contestant	Fish Weight
1	Fisher3 Jones	5
2	Fisher1 Taylor1	1.5
3	Fisher2 Schneider2	1.3
Fish 2		
Placing	Contestant	Fish Weight
1	Fisher3 Jones	5
2	Fisher2 Schneider2	3
3	Fisher1 Taylor1	1.1

Please note: if you see no placing results, you may not have clicked the "Setup Scoring Button" for this tournament, please [click the green button 1, Update Tournament](#), and then submit your results again.

[Back To Tournament](#)

The above placing results is a summary of:

ID	Tournament ID	Contestant Name	Team	Fish Category	Weight	Weight Sequence	Edit
6	1	Fisher1 Taylor1		2	1.1	1	
5	1	Fisher2 Schneider2		2	3	1	
4	1	Fisher3 Jones		2	5	1	
3	1	Fisher3 Jones		1	5	1	
2	1	Fisher1 Taylor1		1	1.5	1	
1	1	Fisher2 Schneider2		1	1.3	1	

## Team Placing Report

Tournament Placing Results For - Team Tournament Sample		
Fish 1		
Placing	Contestant	Fish Weight
1	Team 2	3.9
2	Team 1	3.2
Fish 2		
Placing	Contestant	Fish Weight
1	Team 2	5
2	Team 1	4.7

The above placing results is a summary of:

ID	Tournament ID	Contestant Name	Team	Fish Category	Weight	Weight Sequence	Edit
26	2	Bart Simpkins	Team 2	1	1.6	1	
25	2	Parrotape Pinner	Team 2	1	2.3	1	
24	2	John McSwain	Team 1	1	2	1	
23	2	Jenny Craig	Team 1	1	1.2	1	
27	2	Jenny Craig	Team 1	2	1.5	1	
28	2	John McSwain	Team 1	2	3.2	1	
29	2	Parrotape Pinner	Team 2	2	4	1	
30	2	Bart Simpkins	Team 2	2	1	1	

Print this out or post it to show everyone the winners of the tournament.

## Variations

You could score your tournament as an Individual or Team tournament by changing the tournament type. This way you can score the same contestants and weights as an Individual or a Team tournament.

That's all, let us know if you have any questions!

Thank you for using the free program. Contact me at [erik@loebicomservices.com](mailto:erik@loebicomservices.com) if you would like a special customized program for an additional cost.



TECHNICAL:

BACKUPS:

FROM "fishing\_weighin" TO "fishing\_weighin\_backup"